

SYSTEM XXI COMPONENTS SHEET 1

CONTROL STAMP REFERENCE ONLY
(NOT Released for Production)

DRAWING REVISIONS

Rev.	By	ECN/Request Number	Date	Chk. By	Description

SEE REVISIONS LIST ON SEPARATE CHART

0	1	2	3	4	5	6	7	8	9																								
FASTENERS																																	
<p>#10-24 x 1/4 PPH FLIPPER HINGE SCREW V.12.0910</p>	<p>5/32x1/8-1/4 (MANUAL) RACEWAY POP RIVET 01.0190</p>	<p>#10 x 5/8 TRUSS PH SHELF SCREW 12.0041</p>	<p>5/32 x .219 (AUTOMATIC) RACEWAY POP RIVET 31.01.2004</p>	<p>#10-24 x 1/4 TORX WIREWAY SCREW 31.12.0936</p>	<p>2" DRYWALL SHELF BRACKET SCREW 31.12.0949</p>	<p>#10-24 x 5/8 TORX RACEWAY PAN ASS'Y SCREW 31.12.0961</p>	<p>#10-16 x 1 1/4 PFH WSSP SCREW 31.12.0962</p>	<p>5/16-18 WSSP T.NUT 31.12.0965</p>	<p>#10-24 WELD NUT (FOR TKBRDS) 31.12.0968</p>																								
<p>#8 x 5/8 FH FLIPPER SLIDE & LOCK SCREW 31.12.9037</p>	<p>#14 x 3/4 PPH WORKSURFACE SCREW 31.12.9042.BLK</p>	<p>#10-24 x 5/8 PPH TACKBOARD BRACKET SCREW 31.12.9060</p>	<p>#10-24 x 3/8 TORX TRIM RAIL SCREW 31.12.9070</p>	<p>#10-16 x 1/2 TORX TAP CENTER SUPPORT SCREW 31.12.9081</p>	<p>#8 x 32 x 1/2 PPH RECEPTACLE SCREW 31.12.9082</p>	<p>#10-16 x 7/8 TPH CURVED RACEWAY SCREW 31.12.9084</p>	<p>1/4-20 x 5/8 HEX INTERLOCK BOLT 31.12.9093</p>	<p>ERP CAC BOTTOM METAL COVER 53.2852.(color)</p>	<p>VERTICAL PAPER MANAGEMENT MOUNTING CLIP 53.2960</p>																								
ELECTRICAL																																	
<p>BASE FEED, 8 WIRE (MODEL #= CI.8CEPBF.) 29.13.CEPBF.8(LorR).(color)</p>	<p>RECEPTACLE 8 WIRE 29.13.CERW.(#).(color)</p>	<p>TOP FEED, 8 WIRE 29.13.9071.(size)</p>	<p>PANEL TO PANEL CONNECTOR (MODEL #= CI.8CEPFC.180) 8CEPFC.180</p>	<p>THREE PANEL CONNECTOR (MODEL #= CI.8CEPFC.3T) 8CEPFC.3T</p>	<p>FOUR PANEL CONNECTOR (MODEL #= CI.8CEPFC.4X) 8CEPFC.4X</p>	<p>2 PANEL 90° CONNECTOR (MODEL #= CI.8CEPFC.90) 8CEPFC.90</p>	<p>P8 RIGID WIREWAY 29.13.8EPR.(size)</p>	<p>POWER POLE 87.9175.(color)</p>	<p>ERP CTC BOTTOM COVER 53.2851.(color)</p>																								
TRIM																																	
<p>DWG. # 31.06.5023 FOUR WAY CAP FWC.(color)</p>	<p>DWG. # 31.06.5022 TWO WAY CAP TWC.(color)</p>	<p>TRIM PLATE 31.06.5015.(color)</p>	<p>CTC BOTTOM COVER 31.06.5020.(color)</p>	<p>CAC BOTTOM COVER 31.06.5025.(color)</p>	<p>53.2849.CC BOTTOM COVER METAL 3-WAY</p>	<p>53.2848.CC BOTTOM COVER METAL 90 DEG.</p>	<p>CAC INNER 53.2510.(size).(color)</p>	<p>CAC OUTER 53.2515.(size).(color)</p>	<p>CTC INNER 53.2525.(size).(color)</p>																								
<p>CTC OUTER 53.2530.(size)</p>	<p>END OF RUN 53.2725.(size).(color)</p>	<p>TOP CAP 53.2761.(size).(color)</p>	<p>TOP CAP POWER INFEEED 53.2761.6.(color)</p>	<p>53.2881.XX.CC ASM. METAL TOP CAP</p>	<p>53.2883.XX.CC ASM. METAL TOP CAP POWER INFEEED</p>	<p>53.2925.XX.CC ASM. END OF RUN-METAL VAR. STACKABLE</p>	<p>53.2927.XX.CC ASM. END OF RUN-METAL STACKABLE</p>	<p>53.2929.XX.CC ASM. METAL END OF RUN</p>	<p>31.07.2505.CC SLEEVE-METAL TOP CAP</p>																								
<p>53.2690.CC END OF RUN TOP CAP -METAL</p>	<p>53.2691.CC IN-LINE CAP-METAL</p>	<p>53.2692.CC 90 DEG. TOP CAP -METAL</p>	<p>53.2693.CC T-POST TOP CAP -METAL</p>	<p>53.2694.CC 4-WAY TOP CAP -METAL</p>	<p>CAC TOP CAP 53.2763.(color)</p>	<p>THREE WAY CAP 53.2767.(color)</p>	<p>END OF RUN TOP CAP 53.2771.(color)</p>	<p>TOP CAP SLEEVE (CLEAR) 53.2810.CL</p>	<p>CORNER CAP UPHOLSTERED FRAME 31.06.5027</p>																								
BRACKETS																																	
								<p>SYSTEM XXI COMPONENTS</p> <p>OEI</p> <p>NOTICE: This drawing is the property of Krueger International and contains proprietary information that is not to be used except in the consideration of bids or proposals tendered herewith. Reproductions or copying of this drawing, in whole or in part is prohibited.</p> <table border="1"> <tr> <td>DESIGNED BY</td> <td>DATE</td> <td>SCALE</td> <td>DATE</td> </tr> <tr> <td>Drawn by S. RETLUCK</td> <td>7/11/94</td> <td>NONE</td> <td></td> </tr> <tr> <td>CHECKED BY</td> <td>DATE</td> <td>SCALE</td> <td>DATE</td> </tr> <tr> <td>Checked by</td> <td></td> <td>1/4" = 1"</td> <td></td> </tr> <tr> <td>SHEET</td> <td>OF</td> <td>DRAWING NO.</td> <td>PART NO.</td> </tr> <tr> <td>1</td> <td>3</td> <td>SYS XXI PART BD</td> <td>AC</td> </tr> </table>		DESIGNED BY	DATE	SCALE	DATE	Drawn by S. RETLUCK	7/11/94	NONE		CHECKED BY	DATE	SCALE	DATE	Checked by		1/4" = 1"		SHEET	OF	DRAWING NO.	PART NO.	1	3	SYS XXI PART BD	AC
DESIGNED BY	DATE	SCALE	DATE																														
Drawn by S. RETLUCK	7/11/94	NONE																															
CHECKED BY	DATE	SCALE	DATE																														
Checked by		1/4" = 1"																															
SHEET	OF	DRAWING NO.	PART NO.																														
1	3	SYS XXI PART BD	AC																														
<p>TACKBOARD BRACKET 31.44.1671</p>	<p>CANTILEVER.LH 46.5176.LH.(color)</p>	<p>CANTILEVER.RH 46.5176.RH.(color)</p>	<p>MOUNTING BRACKET SHELF.LH 53.2901.L</p>	<p>MOUNTING BRACKET SHELF.RH 53.2901.R</p>	<p>RAW PART# 31.44.1445L ADA STD. COUNTERTOP BRKT LOCK, LEFT 53.3867.L.(color)</p>	<p>RAW PART# 31.44.1445R ADA STD. COUNTERTOP BRKT LOCK, RIGHT 53.3867.R.(color)</p>	<p>BRACKET.SUPPORT PANEL 53.3763.BL</p>																										

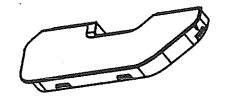
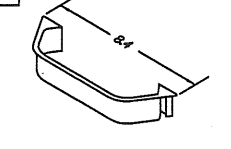
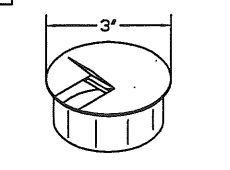
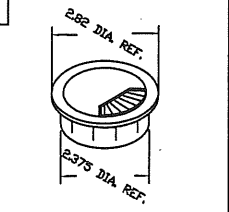
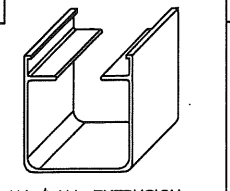
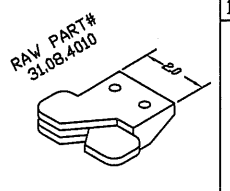
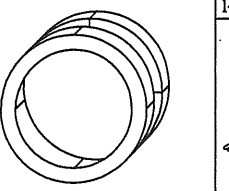

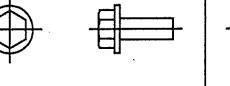
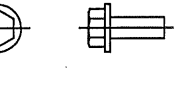
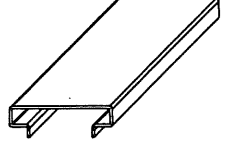
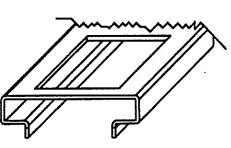
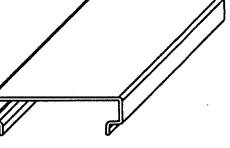
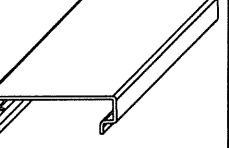
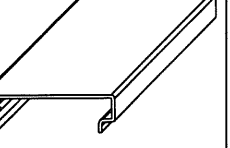

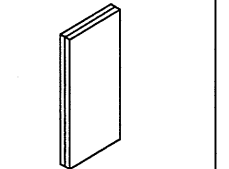
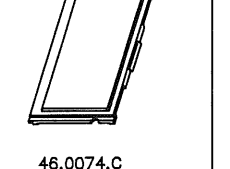
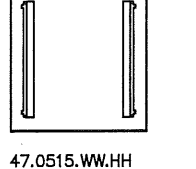
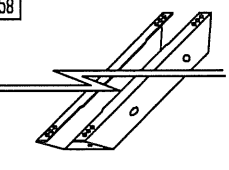
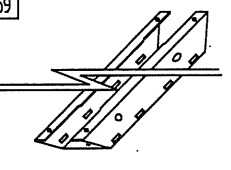
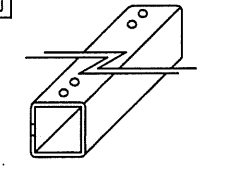
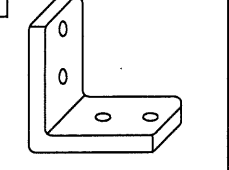
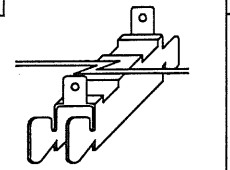
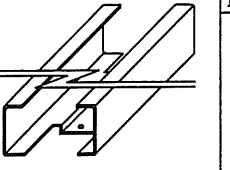
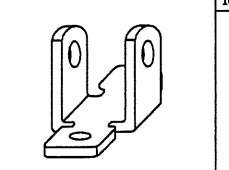
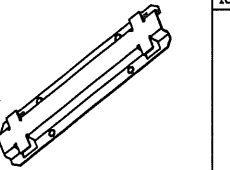
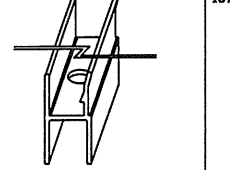
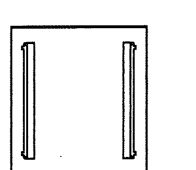
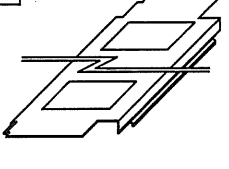
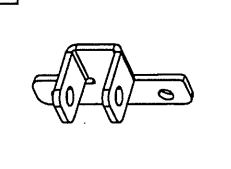
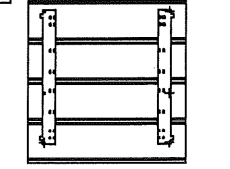
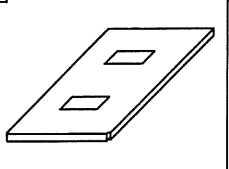
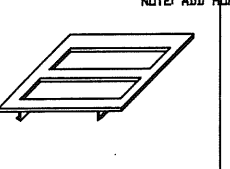
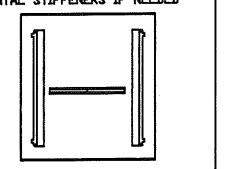
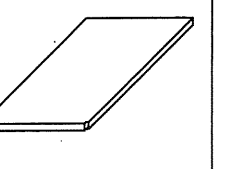
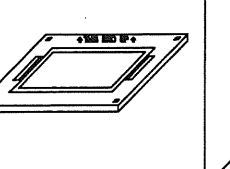
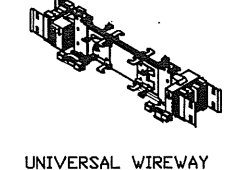
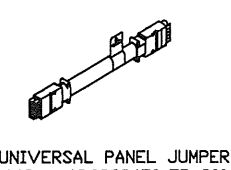
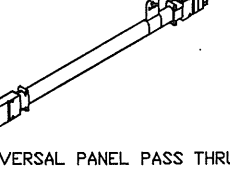
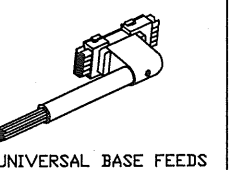
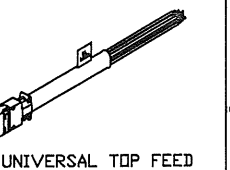
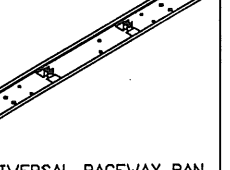
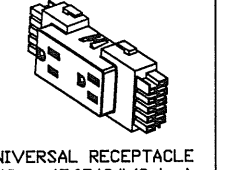
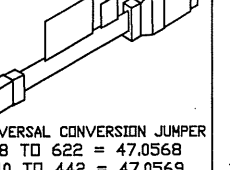
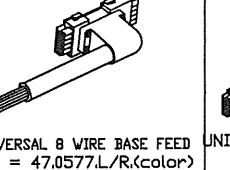
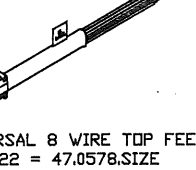
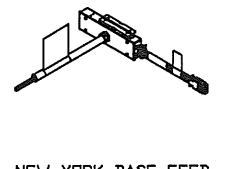
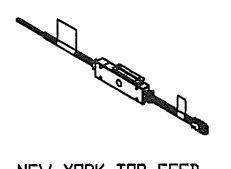
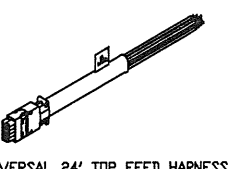

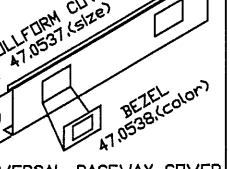
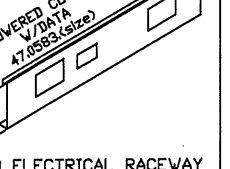
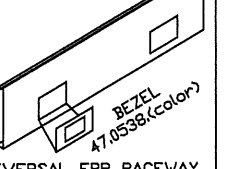
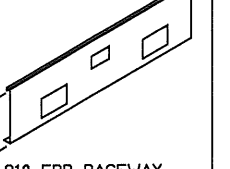
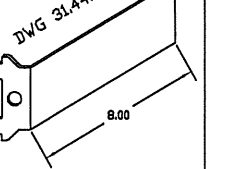
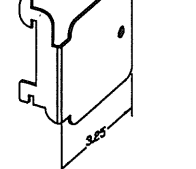
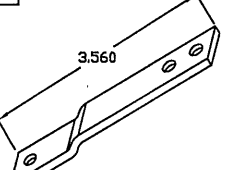
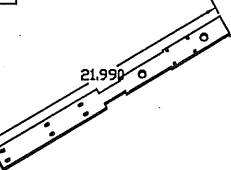
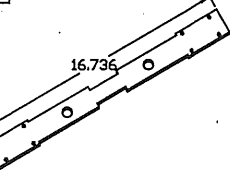
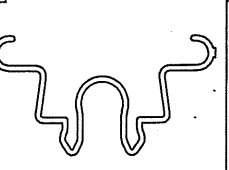
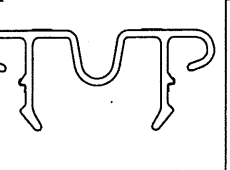
SYSTEM XXI COMPONENTS SHEET 3

CONTROL STAMP REFERENCE ONLY
(NOT Released for Production)

DRAWING REVISIONS

Rev.	By	ECN/Request Number	Date	Chk By	Description

SEE REVISIONS LIST ON SEPARATE CHART

138	 EDGE GROMMET INNER 39.06.6020.CC	139	 WKSF EDGE GROMMET OUTER 39.06.6021.<color>	140	 GROMMET 3" W.S.G.<color>	141	 WORKSURFACE GROMMET 31.06.5012.<color>	142	 LAM./LAM. EXTRUSION 46.3014.XX.<RAW> HOR. 46.3015.XX.<RAW> VERT.	143	 INTERLOCK 53.2719.<color>	144	 RUBBER INSULATION GROMMET 31.13.0460	145	 DUAL LOCK 400 31.13.0415	146	 31-12-0978 1/4 X 3/4 SELF DRILLING SCREW	147	 46-1612 1/4 X 20 X 1/2 Hx. W/Hd. SERR
148	 53.2880.XX.CC EXTRUSION. METAL TOP CAP	149	 53.2882.XX.CC EXTRUSION-METAL TOP CAP POWER INFEEED	150	 53.2924.XX.CC END OF RUN-METAL VAR. STACKABLE	151	 53.2926.XX.CC END OF RUN-METAL STACKABLE	152	 53.2928.XX.CC EXTRUSION-METAL END OF THE RUN	153	 EXPANDED METAL SHEET 31.44.2015.WWHH	154	 FIBERGLASS PANEL CORE 53.1923.WWHH	155	 46.0074.C FILLER PLATE BEVEL	156	EMPTY	157	 47.0515.WW.HH TILE BASE ASSM.
158	 47.0501.XX ROLLFORM-HORIZONTAL FRAME SYSTEM XXI TILED	159	 47.0502.XX ROLLFORM-VERTICAL FRAME SYSTEM XXI TILED	160	 47.0503.XX TUBE -HORIZONTAL STIFFENER, SYSTEM XXI	161	 47.0504 BRACKET - TOP STIFFENER SYSTEM XXI	162	 47.0517.XX ASSY-BELTLINE ELECTRICAL SYSTEM XXI ASSM.	163	 47.0506.XX.CC SPACER-GLASS PANEL SYSTEM XXI TILED	164	 47.0507 CLIP-ELEC. MOUNTSYSTEM BELTLINE XXI/3000	165	 47.0511.XX TILE STIFFENER SYSTEM XXI TILED	166	 47.0512.XX EXTRU. TILE BOTTOM TRIM SYSTEM XXI TILED	167	 47.0510.WW.HH TILE ASSM.
168	 47.0539.SIZE.CC 810 RACEWAY COVER	169	 47.0561 MOUNTING BRKT. 810 WW	170	 47.0520.WW.HH TOOL RAIL ASSM.	171	 47-0530-WW.SA(FABRIC) 47-0530-XX.CC ELECTRICAL TILE	172	EMPTY	173	 47.0536.CC BEZEL 810 RECEPT. BELTLINE	174	 47.0540.WW.HH.CC STEEL TILE ASSM.	175	 47.0550.WW.HH PERF. TILE ASSM.	176	 47-0538-CC BEZEL BASE COVER	177	EMPTY
178	 UNIVERSAL WIREWAY 442 = 47.0535.#.<color> 622 = 47.0565.#.<color>	179	 UNIVERSAL PANEL JUMPER 442 = 48.0269.17' OR 20' 622 = 48.0268.17' OR 20'	180	 UNIVERSAL PANEL PASS THRU 442 = 46.0776.LENGTH 622 = 46.0782.LENGTH	181	 UNIVERSAL BASE FEEDS 442 = 46.3224.SIZE.<color> 622 = 46.3225.SIZE.<color>	182	 UNIVERSAL TOP FEED 442 = 46.0778.SIZE 622 = 46.0784.SIZE	183	 UNIVERSAL RACEWAY PAN 47.0576.SIZE	184	 UNIVERSAL RECEPTACLE 442 = 47.0543.#.<Color> 622 = 47.0576.#.<Color>	185	 UNIVERSAL CONVERSION JUMPER 8 TO 622 = 47.0568 10 TO 442 = 47.0569 10 TO 622 = 47.0570	186	 UNIVERSAL 8 WIRE BASE FEED 422 = 47.0577.L/R.<color>	187	 UNIVERSAL 8 WIRE TOP FEED 422 = 47.0578.SIZE 622 = 46.0784.SIZE
188	 NEW YORK BASE FEED 442 = 46.3228 622 = 46.3229	189	 NEW YORK TOP FEED 442 = 46.3262 622 = 46.3261	190	 UNIVERSAL 24' TOP FEED HARNESS 622 = 47.0784.288 442 = 47.0778.288	191	 UNIVERSAL ERP RACEWAY COVER NON-POWERED 47.0579.<size>.<color>	192	 UNIVERSAL RACEWAY COVER POWERED (BEZELS INCLUDED) 47.0539.<size>.<color>	193	 810 ELECTRICAL RACEWAY COVER W/POWER/DATA I 47.0583.XX.CC	194	 UNIVERSAL ERP RACEWAY COVER W/BEZELS POWERED 47.0580.<size>.<color>	195	 810 ERP RACEWAY COVER W/POWER/DATA I 47.0592.XX.CC	196	 NAME PLATE BRACKET 53.3010.CC	197	 BRACKET.LOAD BAR 47.0571.L/R
198	 FLAT BAR, 810 ELECTRICALS 47.0547	199	 STIFFENER, FABRIC TO GLASS 47.0548	200	 STIFFENER, FABRIC TO FABRIC 47.0549	201	 HOLDER TOP CAP ALUMINUM 31.07.2503	202	 HOLDER ALUMINUM END OF RUN EXTRUSION 31.07.2507	203		204		205					

SYSTEM XXI COMPONENTS

BOI

NOTICE: This drawing is the property of Krueger International and contains proprietary information that is not to be used except in the consideration of bids or proposals tendered herewith. Reproductions or copying of this drawing, in whole or in part is prohibited.

REVISIONS	DATE	BY	CHK BY

REVISIONS	DATE	BY	CHK BY

Drawn by: S. RETLUCK Date: 7/11/94
Checked by: CAD File: SYS XXI PART BD
Sheet: 3 of 3 Drawing No: SYS XXI PART BD