

STERLING™ 2

SEATING FAMILY



CHOOSE FROM A FULL FAMILY OF SEATING OPTIONS...



HB Model



HB Model with Upholsterable Back

Knee-Tilt Mechanism -
Allow the user's feet to stay firmly planted on the floor while inclining the seat to different angles of support.



Synchronous Mechanism -
This mechanism allows for several seating lock positions. Smooth ride in free-float position. Maximum comfort for the user.



Comfort and contemporary design come together to create the Sterling 2 Executive High-Back chair. The chair features a poly or upholsterable back, multiple seat position adjustments and the ergonomic advantages you would expect in executive-level seating.

The advanced mechanical adjustments allow the user to set seat pitch, back height and depth, and arm height and width adjustment for the ultimate in support and comfort. The chair is equipped with Knee-Tilt, Intensive-Use, or Synchronous mechanisms that allow the chair to move and fit the natural body mechanics of the user, delivering support through the user's full range of motion. The pneumatic seat height adjustments allow for smooth transition between positions and the seat tilt adjustment can help the user maintain comfort throughout the work day.

Sterling 2 Executive High-Back seating offers a stylish, competitively-priced solution for the top-level manager's workspace. Available in black only, this seating has a place in every office.



Poly Back - A molded back shroud provides durability and a stunning contrast.



Upholstered Back - Designed with the contemporary office in mind, Sterling 2 High-Back can be produced with an optional upholstered back shroud.




Ergonomic Design - The contour design with the waterfall seat front provides added comfort for all users.



HB Standard Poly Back



Intensive-Use Mechanism - designed to perform well under stress. Available on the high-back and low-back models.



Back Depth Adjustment - A turn of the tension knob allows the user to slide the back into the desired depth position.



Tension Knob - The easily accessible tension hand knob allows users to adjust free-float tension to suit their specific needs. Several lock positions.

LOW-BACK TASK & MANAGERIAL

The gently sloping curves of the Sterling 2 Low-Back Task and Managerial seating follows the contours of the human body, offering durable, steady support. In addition, the three-inch, medium density foam pad used in the seat delivers a soft, plush feel for managers and supervisors.

Sterling 2 features a 33% glass-filled reinforced nylon molded construction for the base, polypropylene back and urethane loop/task arms that allow the chairs to stand up to the bumps and scratches that occur in an active office. In addition, the seat height and arm adjustments allow the user to change positions throughout the day to maintain comfort and enhance productivity.

The low-back knee-tilt models have a fixed position backrest while still offering the same mechanisms used on the high-back model. The Sterling 2 low-back offering enables the user the ability to maintain an ergonomically sound working posture. The Low-Back Task offers a synchronous positional lock mechanism along with back height adjustment.



Low-Back Managerial with Intensive-Use Mechanism - Heavy-duty or intensive-use requirements perform well under stress.



LB Mgr. Back Detail - An injection-molded polypropylene back shroud offers a vibrant contrast as well as added durability.



Ratchet Back Height Adjustment - Allows for quick and easy height adjustment-even when the user is seated.



Double Wheel Casters - High-impact thermoplastic allow the casters to easily move on carpeted areas.



Low-Back Task Chair with Synchronous Mechanism - allows the user to "lock-out" the seat and back at several different positions or use in free-float position for maximum comfort.

ADJUSTABLE STOOL



As workers spend more time at their workstations, comfort and adjustability become key concerns for office planners.

All Sterling 2 chairs can be easily moved from one space to the next and the adjustability makes them the perfect chairs for workstations that need to accommodate multiple users. The 33% glass filled nylon base, back and arms are available black only. These components accent a wide variety of fabric colors and patterns. This seating provides the adjustability and ergonomic support needed to help employees maintain peak productivity.

And, when you need to get higher up in the office the Sterling 2 Stool is the answer. The stool offers the same seat and back as the managerial chairs. Molded foam assures you many hours of comfort at any height. The arm is offered in fixed or fully adjustable loop or task pad. A 26" wide base adds to the stability of the stool.

The Sterling 2 Stool is what you need when chair height is necessary. It's perfect for drafting/architectural applications.



Seat Height - Seat height adjusts on stools to fit the specific needs of all users.



Stool Seat Plate - The mechanism design allows maximum comfort in seat to back position.



Optional Stool Glides - Hard plastic glides are available and can be easily field installed.



Adjustable Foot Ring - A chrome foot ring is standard on the Sterling 2 Stool and allows the user to comfortably rest his/her feet while seated.

GUEST SEATING...THE PERFECT COMPANION



The Sterling 2 Sled Base and 4-Leg Side Chairs are the perfect complement to Sterling 2 managerial seating. They are the ideal seating option for conference rooms, reception areas, cafeterias and a wide variety of meeting and presentation facilities.

Designed with the same back style as the Sterling 2 Low-Back Managerial chair, Sterling 2 Sled Base and 4-Leg Side Chairs offer durable, comfortable seats that complement any office decor.


The backrests provide a pre-positioned lumbar support to provide continuous back support to a user. The tubular construction of the base delivers strong support with a durable finish. The chairs are available with or without fixed task or loop arms and optional plastic or steel glides.




Fixed T-Arm - Fixed arms enable the user to get close to desks and worksurfaces.



Adjustable T-Arm - Move one or both arms horizontally. Adjustable task and loop arm pads are field installable and utilize the same mounting holes.



Fixed Loop Arm - Stylish loop arms offer added comfort for the user. They are available on all Sterling 2 models.



Steel Legs - Constructed of oval tube steel for added strength and toughness.



Soft, Nylon Glides - protect both the chair leg and the hard floor surfaces. Glides are field installable.



Adjustable Loop Arm - The adjustable loop arm has a vertical range of 2-3/4" and a horizontal range of 1-3/4".

FABRICS AND FINISHES

*Product fabrics and finishes shown are reproduced as faithfully as possible within the limitations of the printing process.

COVER SHOT

Mayer Fabrics Cross Check 299-007 Saddle Tan
Bases-Black (BL)

PAGE 2/3 SPREAD-FROM LEFT TO RIGHT

Mayer Fabrics Cravat 863-000 Umber with Black Base (BL)
Mayer Fabrics Equinox 317-007 Alabaster with Black Base (BL)
Mayer Fabrics Ecosphere 313-000 Earth with Black Base (BL)

PAGE 4-TOP TO BOTTOM

Mayer Fabrics Outback OB-017 Caramel with Black Base (BL)
Mayer Fabrics Component 324-001 Ruby with Black Base (BL)

PAGE 5-TOP TO BOTTOM

Mayer Fabrics Equation 323-003 Jade with Black Base (BL)

PAGE 6/7 SPREAD-FROM LEFT TO RIGHT

Mayer Fabrics Leafage WC753-004 Navy with Black Base (BL)
Mayer Fabrics Celebration 231-007 Sand with Black Base (BL)
Mayer Fabrics Centennial Greenhouse FR8774 Hydrangea with Black Base (BL)



PLEASE RECYCLE
Printed on recycled paper.